



Government of India  
Ministry of Human Resource Development



# Certificate

## NATIONAL INSTITUTIONAL RANKING FRAMEWORK

INDIA RANKINGS 2019

**Pondicherry University, Puducherry**  
**Ranked 48 in University Category**

CHAIRMAN, NBA

MEMBER SECRETARY, NBA



Government of India  
Ministry of Human Resource Development



# Certificate

## NATIONAL INSTITUTIONAL RANKING FRAMEWORK

INDIA RANKINGS 2019

**Pondicherry University, Puducherry**  
**Ranked 72 in Overall Category**

CHAIRMAN, NBA

MEMBER SECRETARY, NBA



National Institutional Ranking Framework  
Ministry of Education  
Government of India

[HOME](#)
[ABOUT NIRF](#)
[PARAMETERS](#)
[DOCUMENTS](#)
[RANKING](#)
[NOTIFICATION/ADVT](#)
[FAQS](#)
[CONTACT](#)

[Home Ranking](#)
[List of Participating Institutions](#)

### India Rankings 2020: Overall

Rank-band: 101-150 | Rank-band: 151-200

Show  entries

Search:  ×

| Institute ID | Name                   | City       | State       | Score | Rank |
|--------------|------------------------|------------|-------------|-------|------|
| IR-O-U-0369  | Pondicherry University | Puducherry | Pondicherry | 44.48 | 81   |

Showing 1 to 1 of 1 entries (filtered from 101 total entries)

Previous 1 Next



Ministry of Education  
Government of India



# Certificate

## NATIONAL INSTITUTIONAL RANKING FRAMEWORK

INDIA RANKINGS 2021

**Pondicherry University, Puducherry  
Ranked 58 in University Category**

CHAIRMAN, NBA

MEMBER SECRETARY, NBA



Ministry of Education  
Government of India



# Certificate

## NATIONAL INSTITUTIONAL RANKING FRAMEWORK

INDIA RANKINGS 2021

**Pondicherry University, Puducherry  
Ranked 87 in Overall Category**

CHAIRMAN, NBA

MEMBER SECRETARY, NBA



Ministry of Education  
Government of India



# Certificate

## NATIONAL INSTITUTIONAL RANKING FRAMEWORK

INDIA RANKINGS 2022

**Pondicherry University, Puducherry  
Ranked 68 in University Category**

CHAIRMAN, NBA

MEMBER SECRETARY, NBA



National Institutional Ranking Framework  
Ministry of Education  
Government of India



### India Rankings 2022: Overall (Rank-band: 101-150)

Institution list in alphabetical order

[Back](#)

| Name   | City        | State            |
|--|-------------|------------------|
| Pondicherry University                                       | Puducherry  | Pondicherry      |
| PSG College of Technology                                    | Coimbatore  | Tamil Nadu       |
| Sardar Vallabhbhai National Institute of Technology          | Surat       | Gujarat          |
| Sawai Man Singh Medical College                              | Jaipur      | Rajasthan        |
| Shoolini University of Biotechnology and Management Sciences | Solan       | Himachal Pradesh |
| Sri Balaji Vidyapeeth Mahatma Gandhi Medical College Campus  | Puducherry  | Pondicherry      |
| Sri Krishna College of Engineering and Technology            | Coimbatore  | Tamil Nadu       |
| Sri Venkateswara University                                  | Tirupati    | Andhra Pradesh   |
| The University of Burdwan                                    | Bardhaman   | West Bengal      |
| Utkal University   | Bhubaneswar | Odisha           |
| Vignan's Foundation for Science, Technology and Research     | Guntur      | Andhra Pradesh   |





National Institutional Ranking Framework  
Ministry of Education  
Government of India



## India Rankings 2023: University (Rank-band: 101-150)

Institution list in alphabetical order

[Back](#)

| Name   | City       | State         |
|--|------------|---------------|
| Manipal University Jaipur  | Jaipur     | Rajasthan     |
| Manipur University   | Imphal     | Manipur       |
| Meenakshi Academy of Higher Education and Research                           | Chennai    | Tamil Nadu    |
| Nirma University   | Ahmedabad  | Gujarat       |
| Orissa University of Agriculture & Technology, Bhubaneswar                   | Khordha    | Odisha        |
| Padmashree Dr. D. Y. Patil Vidyapeeth, Mumbai                                | Mumbai     | Maharashtra   |
| Pondicherry University   | Puducherry | Pondicherry   |
| Presidency University  | Kolkata    | West Bengal   |
| Sikkim Manipal University  | Gangtok    | Sikkim        |
| SR University  | Warangal   | Telangana     |
| Tamil Nadu Veterinary & Animal Sciences University                           | Chennai    | Tamil Nadu    |
| University of Lucknow  | Lucknow    | Uttar Pradesh |
| Veer Surendra Sai University of Technology                                   | Burla      | Odisha        |
| Vel Tech Rangarajan Dr. Sagunthala R & D Institute of Science and Technology | Chennai    | Tamil Nadu    |
| Vels Institute of Science Technology & Advanced Studies (VISTAS)             | Chennai    | Tamil Nadu    |
| Vidyasagar University  | Midnapore  | West Bengal   |



National Institutional Ranking Framework  
Ministry of Education  
Government of India



[Home Ranking](#) [List of Participating Institutions](#)

## India Rankings 2024: Overall

Rank-band: 101-150 | Rank-band: 151-200

Show 100 entries

Search:

| Institute ID | Name  | City          | State             | Score | Rank |
|--------------|---|---------------|-------------------|-------|------|
|              | National Institute of Technology Patna                | Patna         | Bihar             |       |      |
|              | National Institute of Technology Raipur               | Raipur        | Chhattisgarh      |       |      |
|              | National Institute of Technology Srinagar             | Srinagar      | Jammu and Kashmir |       |      |
|              | Netaji Subhas University of Technology (NSUT)         | Delhi         | Delhi             |       |      |
|              | NITTE   | Mangaluru     | Karnataka         |       |      |
|              | Pondicherry University                                | Puducherry    | Pondicherry       |       |      |
|              | PSG College of Technology                             | Coimbatore    | Tamil Nadu        |       |      |
|              | Sant Longowal Institute of Engineering and Technology | Longowal      | Punjab            |       |      |
|              | Sharda University                                     | Greater Noida | Uttar Pradesh     |       |      |

**TIMES HIGHER EDUCATION UNIVERSITY IMPACT RANKING**

|                                   | 2020                   | 2021                   | 2022                    | 2023                    | 2024                                 |
|-----------------------------------|------------------------|------------------------|-------------------------|-------------------------|--------------------------------------|
| <b>Participating Institutions</b> | <b>768</b>             | <b>1239</b>            | <b>1524</b>             | <b>1591</b>             | <b>2152</b>                          |
| <b>University Impact Ranking</b>  | <b>201-300</b>         | <b>601-800</b>         | <b>601-800</b>          | <b>601-800</b>          | <b>601-800</b>                       |
| <b>Overall Scores</b>             | <b>68.2-75.3</b>       | <b>47.6-56.5</b>       | <b>57.3-64.9</b>        | <b>59.7-66.7</b>        | <b>64.5-69.8</b>                     |
| No Poverty                        | 101-200<br>(45.2-59.6) | 201-300<br>(45.7-52.4) | 301-400<br>(47.5-53.8)  | 401-600<br>(38.2-49.4)  | <b>301-400</b><br><b>(52.8-56.9)</b> |
| Good Health and wellbeing         | 401-600<br>(20.6-49.7) | 601-800<br>(24.0-43.0) | 801-1000<br>(27.0-41.4) | 801-1000<br>(32.1-44.6) | <b>601-800</b><br><b>(51.2-59.9)</b> |
| Quality Education                 | 301-400<br>(40.7-48.6) | 401-600<br>(42.1-52.5) | 401-600<br>(49.8-58.0)  | 101-200<br>(66.6-73.0)  | 201-300<br>(65.7-69.2)               |
| Gender Equality                   | 101-200<br>(51.9-62.4) | 401-600<br>(32.3-43.1) | 301-400<br>(48.4-53.4)  | 601-800<br>(34.4-43.6)  | 801-1000<br>(35.3-42.0)              |
| Clean water sanitation            | 201-300<br>(21.3-38.6) | 301-400<br>(30.7-40.8) | 201-300<br>(47.3-56.4)  | 301-400<br>(42.8-49.1)  | <b>201-300</b><br><b>(55.4-62.4)</b> |
| Affordable and Clean energy       | 101-200<br>(48.4-62.3) | 201-300<br>(47.6-56.5) | 401-600<br>(29.9-49.5)  | 201-300<br>(56.2-61.7)  | <b>201-300</b><br><b>(59.6-63.3)</b> |

**TIMES HIGHER EDUCATION UNIVERSITY IMPACT RANKING**

|  | 2020                   | 2021                   | 2022                   | 2023                    | 2024                                 |
|--|------------------------|------------------------|------------------------|-------------------------|--------------------------------------|
| Decent work and economic growth        | 301-400<br>(34.0-47.2) | 601+<br>(3.5-32.9)     | 601-800<br>(25.0-44.9) | 601-800<br>(35.7-48.3)  | 801-1000<br>(30.7-43.0)              |
| Reduced Inequality                     | 201-300<br>(38.7-49.0) | 401-600<br>(25.2-42.9) | 301-400<br>(48.3-54.7) | 201-300<br>(57.6-65.1)  | <b>201-300</b><br><b>(62.2-68.7)</b> |
| Responsible consumption and production | 101-200<br>(48.4-64.3) | 301-400<br>(29.3-43.7) | 201-300<br>(54.0-64.2) | 401-600<br>(26.1-49.1)  | <b>401-600</b><br><b>(41.1-57.4)</b> |
| Climate Action                         | 201-300<br>(22.6-38.0) | 201-300<br>(36.1-47.9) | 201-300<br>(45.8-54.6) | 401-600<br>(25.7-41.3)  | <b>401-600</b><br><b>(36.0-46.6)</b> |
| Life below water                       | 47<br>(70.3)           | 101-200<br>(42.1-59.0) | 201-300<br>(38.1-52.2) | 201-300<br>(43.0-54.0)  | 301-400<br>(39.8-48.2)               |
| Life on Land                           | 101-200<br>(30.5-55.9) | 201-300<br>(32.0-44.4) | 201-300<br>(43.0-55.5) | 101-200<br>(59.5-72.2)  | 201-300<br>(55.2-64.6)               |
| <b>Partnerships for the goals</b>      | 101-200<br>(70.7-80.6) | 601-800<br>(33.3-44.7) | 401-600<br>(58.8-70.2) | 801-1000<br>(45.3-53.3) | <b>301-400</b><br><b>(75.4-80.0)</b> |



2021

| Rank    | Name                            | Best scores by rank |                |                 |                 | Overall   |
|---------|---------------------------------|---------------------|----------------|-----------------|-----------------|-----------|
| 601–800 | Pondicherry University<br>India | 7<br>47.0–54.5      | 1<br>45.7–52.4 | 14<br>42.1–59.0 | 17<br>33.3–44.7 | 47.6–56.5 |

2022

| Rank    | Name                            | Best scores by rank |                 |                |                 | Overall   |
|---------|---------------------------------|---------------------|-----------------|----------------|-----------------|-----------|
| 601–800 | Pondicherry University<br>India | 12<br>54.0–64.2     | 13<br>45.8–54.6 | 5<br>48.4–53.4 | 17<br>58.8–70.2 | 57.3–64.9 |



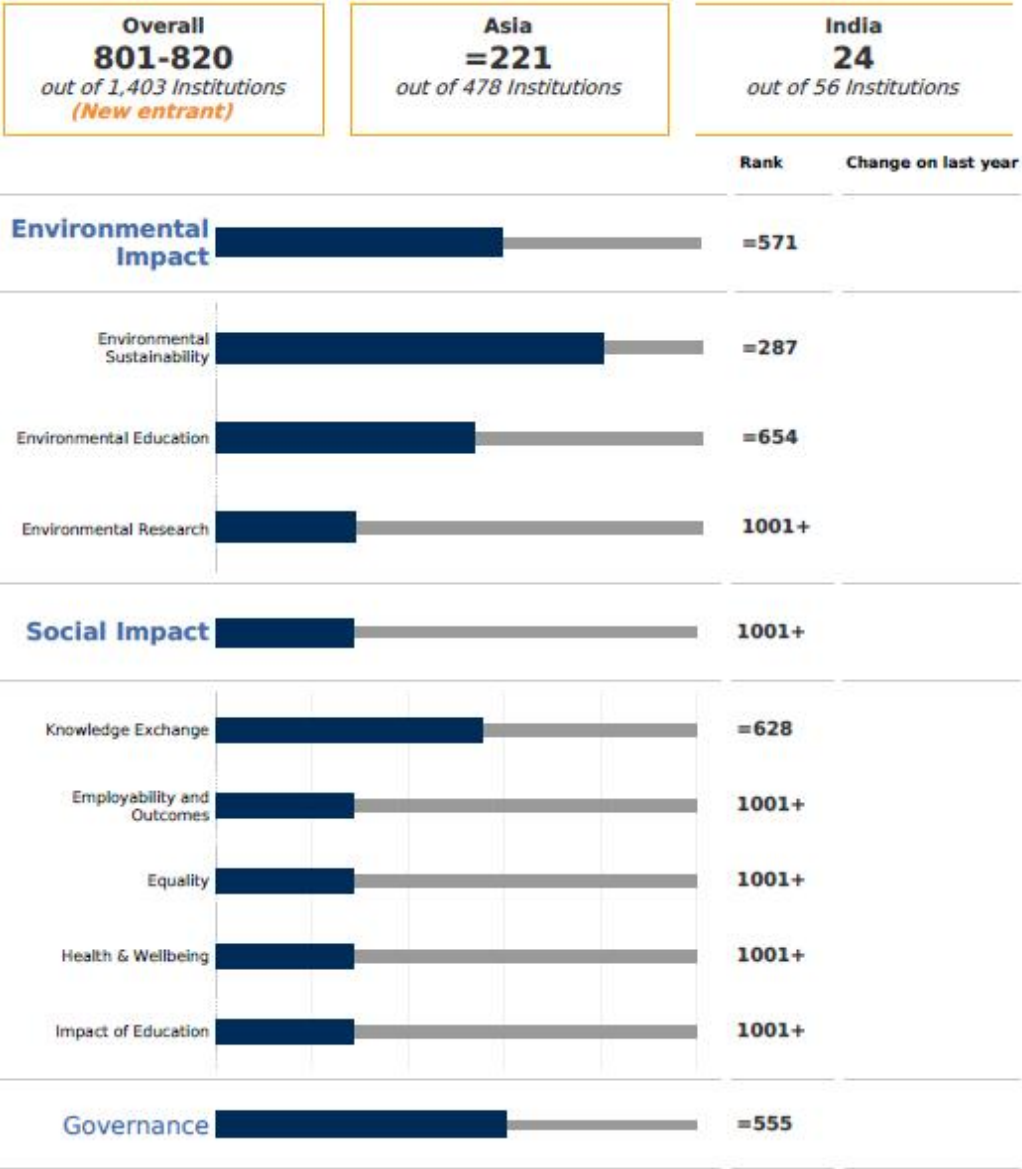
## **QS World University Rankings: Sustainability 2024**

Pondicherry University  
India



# Global Rank Summary 2024

Pondicherry University



A missing directional arrow means there is no prior years data.



QS World University Rankings | 2023

qs.com



Pondicherry University

**#801-1000**

June 2022

Ben Sowter, Senior Vice-President,  
QS Quacquarelli Symonds







QS World University Rankings | 2024

qs.com

Pondicherry University

**#1201-1400**

June 2023


Ben Sower, Senior Vice-President,  
QS Quacquarelli Symonds





QS Asia University Rankings | 2023

qs.com



Pondicherry University

**#78**

in QS Asia University Rankings 2023: Southern Asia

November 2022

Ben Sowter, Senior Vice-President,  
QS Quacquarelli Symonds





QS Asia University Rankings | 2023

qs.com

Pondicherry University

**#351-400**

in QS Asia University Rankings 2023

November 2022

Ben Sowter, Sector Vice-President,  
QS Quacquarelli Symonds





**1201-1400**

Pondicherry University

June 2024

Date

A handwritten signature in black ink, appearing to read 'Ben Sowter'.

Ben Sowter  
Senior Vice-President  
QS Quacquarelli Symonds



## PONDICHERRY UNIVERSITY

### OVERALL RANK

# 301-350

OVERALL, THE  
INSTITUTION RECORDED  
THE SAME RANK  
ACHIEVED IN 2019.

### RANKINGS TREND

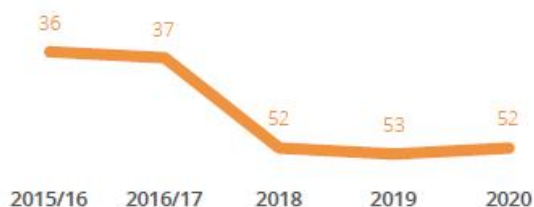
Since 2015, Pondicherry University moved up from 351-400 to 301-350. Over the 5 considered years, the institution moved up once and did not present negative performances.



## OVERALL RANK IN INDIA

# 51-55

### RANKINGS TREND IN INDIA



### VERSUS AVERAGE IN INDIA



## Times Higher Education World University Ranking

|  | 2019     | 2020     | 2021  | 2022      | 2023      | 2024      |
|--|----------|----------|-------|-----------|-----------|-----------|
| Participating Institutions                       | 1258     | 1397     | 1526  | 2112      | 1799      | 1904      |
| Times Higher Education World University Rankings | 801-1000 | 801-1000 | 1001+ | 1001-1200 | 1001-1200 | 1001-1200 |

## Pondicherry University Ranking - Center for World University Rankings (CWUR)

| Year | World Rank | National Rank | Research Performance Rank | Overall Score |
|------|------------|---------------|---------------------------|---------------|
| 2024 | 1986       | 65            | 1910                      | 66.1          |
| 2023 | -          | -             | -                         | -             |
| 2022 | -          | -             | -                         | -             |
| 2021 | 1980       | 66            | 1904                      | 65.8          |
| 2020 | 1982       | 63            | 1900                      | 65.9          |
| 2019 | 1936       | 65            | 1878                      | 66.0          |



**Atal Ranking of Institutions on Innovation Achievements**  
Ministry of Education  
Government of India



## ARIIA RANKING 2021



Institute of National  
Importance & Central  
Universities/CFTIs  
(Technical)



University & Deemed to  
be University (Govt. &  
Govt. Aided) (Technical)



University & Deemed to  
be University  
(Private/Self Financed)  
(Technical)



Colleges/Institutes  
(Govt. & Govt. Aided)  
(Technical)



Colleges/Institutes  
(Private / Self Financed)  
(Technical)



CFTIs (Non-Tech)  
General (Non-Tech)

### University & Deemed to be University (Govt. & Govt. Aided) (Technical)

Ranked Band-Excellent **Band-Performer** Band-Promising Band-Beginner

#### Band-Performer

Show All entries

Search:

| InstituteID | InstituteName  |
|-------------|--|
| ARI-U-0447  | SHARATHIAR UNIVERSITY  |
| ARI-U-0253  | COCHIN UNIVERSITY OF SCIENCE AND TECHNOLOGY  |
| ARI-U-0298  | DR. BABASAHEB AMBEDKAR MARATHWADA UNIVERSITY, AURANGABAD                             |
| ARI-U-0299  | DR. BABASAHEB AMBEDKAR TECHNOLOGICAL UNIVERSITY, LONERE                              |
| ARI-U-0970  | DR. SHYAMA PRASAD MUKHERJEE INTERNATIONAL INSTITUTE OF INFORMATION TECHNOLOGY RAIPUR |
| ARI-U-0685  | INDIRA GANDHI DELHI TECHNICAL UNIVERSITY FOR WOMEN                                   |
| ARI-U-0105  | INDRAPRASTHA INSTITUTE OF INFORMATION TECHNOLOGY DELHI                               |
| ARI-U-0194  | ISLAMIC UNIVERSITY OF SCIENCE & TECHNOLOGY, PULWAMA                                  |
| ARI-U-0175  | J C BOSE UNIVERSITY OF SCIENCE AND TECHNOLOGY, YMCA                                  |
| ARI-U-0256  | KANNUR UNIVERSITY, KANNUR  |
| ARI-U-0369  | PONDICHERRY UNIVERSITY   |
| ARI-U-0150  | SARDARKRUSHINAGAR DANTIWADA AGRICULTURAL UNIVERSITY                                  |
| ARI-U-0033  | SRI KRISHNADEVARAYA UNIVERSITY   |
| ARI-U-0034  | SRI PADMAVATHI MAHILA VISVA VIDYALAYAM   |
| ARI-U-0328  | SWAMI RAMANAND TEERTH MARATHWADA UNIVERSITY  |
| ARI-U-0367  | VEER SURENDRA SAI UNIVERSITY OF TECHNOLOGY   |
| ARI-C-1368  | VISVESVARAYA TECHNOLOGICAL UNIVERSITY, BELGAUM                                       |

Showing 1 to 17 of 17 entries

Previous 1



**INNOVATION CELL**  
(Government of India)



**Ministry of Education**  
(Government of India)



**ATAL RANKING OF INSTITUTIONS  
ON INNOVATION ACHIEVEMENTS**

# Certificate of Recognition

This is to certify that

**PONDICHERRY UNIVERSITY**

is recognised in the band "PERFORMER" under the category  
"University & Deemed to be University (Govt. & Govt. Aided) (Technical)"  
in Atal Ranking of Institutions on Innovation Achievement (ARIIA) 2021,  
a flagship program of the Ministry of Education, Government of India.

29th December 2021.

**Dr. Anil D Sahasrabudhe**  
Chairman, AICTE

**Shri K Sanjay Murthy**  
Secretary (HE), MoE

**Dr. Abhay Jere**  
Chief Innovation Officer  
MoE's Innovation Cell





# Pondicherry University

East Coast Road, Kalapet, Puducherry 605014 India | [Website](#)

#1784 in Best Global Universities (tie)

## University Data

## Rankings

## Indicator Rankings

## Pondicherry University Data

|                                    |       |   |     |
|------------------------------------|-------|---|-----|
| Total number of students           | 6,656 | Number of international students        | 39  |
| Total number of academic staff     | 311   | Number of undergraduate degrees awarded | 395 |
| Number of master's degrees awarded | 2,092 | Number of doctoral degrees awarded      | 259 |
| Number of research only staff      | 113   | Number of new undergraduate students    | 450 |
| Number of new master's students    | 4,138 | Number of new doctoral students         | 384 |

Powered by Clarivate™

FEA™

# Pondicherry University Rankings

Pondicherry University is ranked #1784 in Best Global Universities. Schools are ranked according to their performance across a set of widely accepted indicators of excellence. Read more about [how we rank schools](#).

## Pondicherry University Rankings

-  #1784 in Best Global Universities (tie)
-  #694 in Best Global Universities in Asia (tie)
-  #69 in Best Global Universities in India


## Pondicherry University Subject Rankings

-  #1189 in Chemistry (tie)

## 2024-2025 Indicator Rankings

Thirteen indicators were used to calculate Pondicherry University's overall Best Global Universities rank. Here is a breakdown of how this institution ranked relative to other schools for each indicator.

[Read The Methodology »](#)

| Global Universities   |  | -     |
|---|--|-------|
|  #1784 in Best Global Universities (tie) |  |       |
| Global score  |  | 28.8  |
| Global research reputation  |  | #1448 |
| Regional research reputation  |  | #552  |
| Publications  |  | #1675 |
| Books   |  | #1772 |

|  |       |
|--|-------|
| Conferences  | #1542 |
| Normalized citation impact   | #1739 |
| Total citations  | #1784 |
| Number of publications that are among the 10% most cited               | #1836 |
| Percentage of total publications that are among the 10% most cited     | #1818 |
| International collaboration - relative to country                      | #994  |
| International collaboration  | #1630 |
| Number of highly cited papers that are among the top 1% most cited     | #1660 |
| Percentage of highly cited papers that are among the top 1% most cited | #1435 |

## Chemistry

—

🏆 #1189 in Chemistry (tie)

|                         |      |
|-------------------------|------|
| Chemistry overall score | 31.7 |
|-------------------------|------|

|                                      |      |
|--------------------------------------|------|
| Chemistry global research reputation | #657 |
|--------------------------------------|------|

|  |      |
|--|------|
| Chemistry regional research reputation | #270 |
|--|------|

|                        |       |
|------------------------|-------|
| Chemistry publications | #1099 |
|------------------------|-------|

|                                      |      |
|--------------------------------------|------|
| Chemistry normalized citation impact | #934 |
|--------------------------------------|------|

|                           |       |
|---------------------------|-------|
| Chemistry total citations | #1099 |
|---------------------------|-------|

|  |       |
|--|-------|
| Chemistry number of publications that are among the 10% most cited | #1033 |
|--|-------|

|  |      |
|--|------|
| Chemistry percentage of total publications that are among the 10% most cited | #818 |
|--|------|

|   |       |
|---|-------|
| Chemistry international collaboration - relative to country | #1006 |
|---|-------|

|                                       |       |
|---------------------------------------|-------|
| Chemistry international collaboration | #1058 |
|---------------------------------------|-------|

|  |      |
|--|------|
| Chemistry number of highly cited papers that are among the top 1% most cited | #829 |
|--|------|

|  |      |
|--|------|
| Chemistry percentage of highly cited papers that are among the top 1% most cited | #648 |
|--|------|